

Scaled data based on original data using  
LM-79-08 Approved Method: Electrical and Photometric Measurements of Solid-  
State Lighting Products

Test Report Prepared for  
Cooper Lighting Solutions  
(formerly Eaton)

Brand: INVUE

Report Number: P140418

Luminaire Tested: **ECM-E01-LED-E1-5WQ-8030**

Issue Date: 03/03/2020

**Test Information**

Test Method: LM-79-08  
Report Number: P140418  
REPORT IS SCALED FROM IESNA LM-79-08 TEST DATA (P33687)  
Test Lab: INNOVATION CENTER-P3  
Issue Date: 03/03/2020  
Manufacturer: COOPER LIGHTING SOLUTIONS (FORMERLY EATON)  
Product Line: INVUE  
Catalog Number: ECM-E01-LED-E1-5WQ-8030  
Description: EPIC CLASSICAL MEDIUM DECORATIVE LED LUMINAIRE  
(1) LIGHTBARS WITH AccuLED OPTICS - TYPE 5 SQUARE WIDE  
Light Source: (21) 3000K CCT, 80 CRI LEDs  
Ballast/Driver: -

**Summary**

Lumens per Lamp: N/A  
Luminaire Lumens: 2521.3 lumens  
Efficiency: N/A  
Efficacy: 102.1 lumens/watt  
Luminous Opening: Rectangular (W 0.17' x L: 1' x H: 0')  
IES Classification: Type V - Short - Semi-Cutoff  
BUG Rating: B2 - U0 - G1

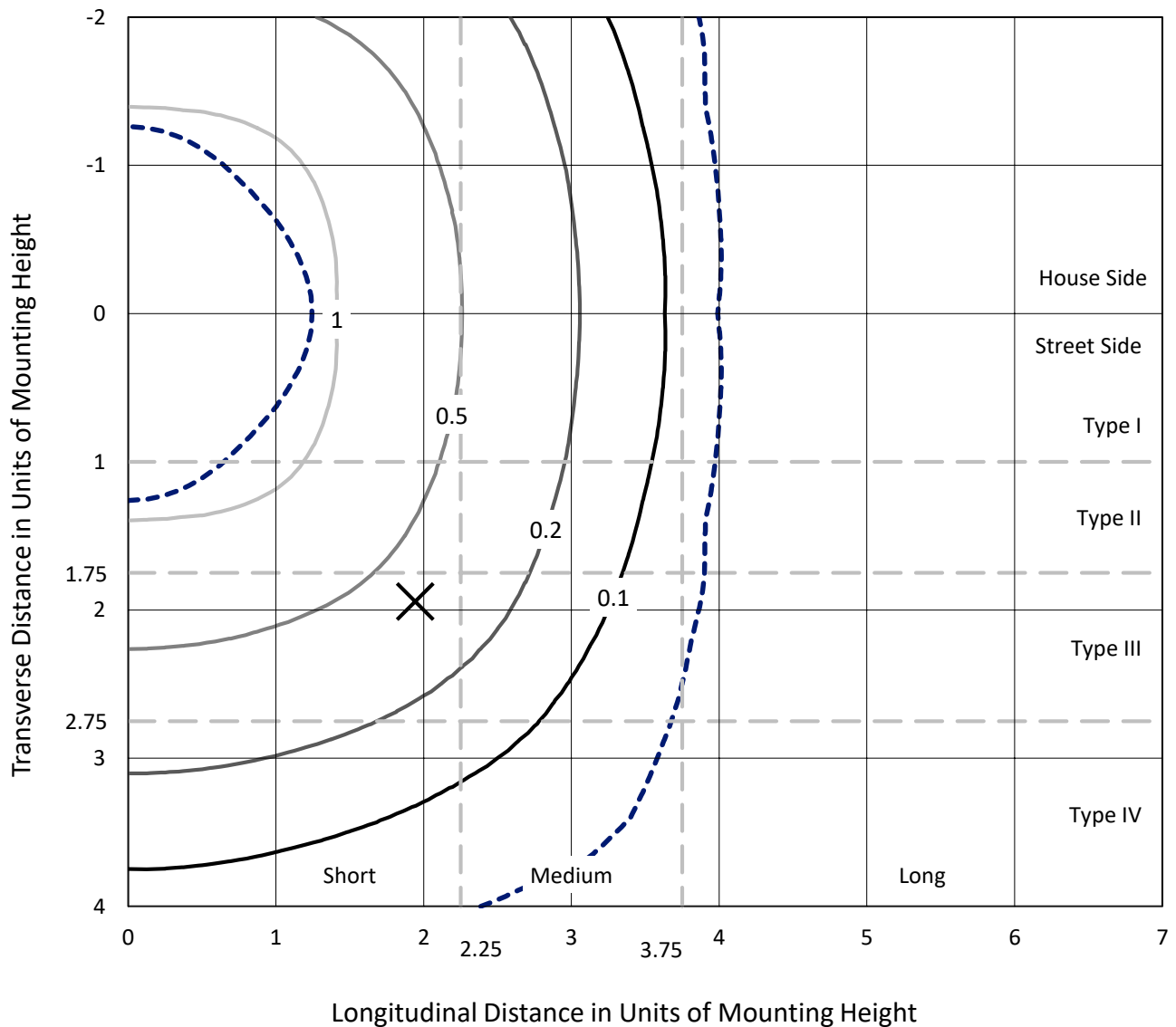
Input Watts (W): 24.7  
Input Voltage (V): NR  
Input Current (Ain): NR  
Voltage Rise (V): NR  
Power Factor: NR  
Total Harmonic Distortion (THDi): NR  
Frequency (hertz): 60  
Stabilization Time: NR  
Operation Time: NR  
Ambient Temperature (°C): NR  
Test Distance: 25 FT



REPORT NUMBER: P140418  
 CATALOG NUMBER: ECM-E01-LED-E1-5WQ-8030

### Iso-Footcandle Lines of Horizontal Illumination

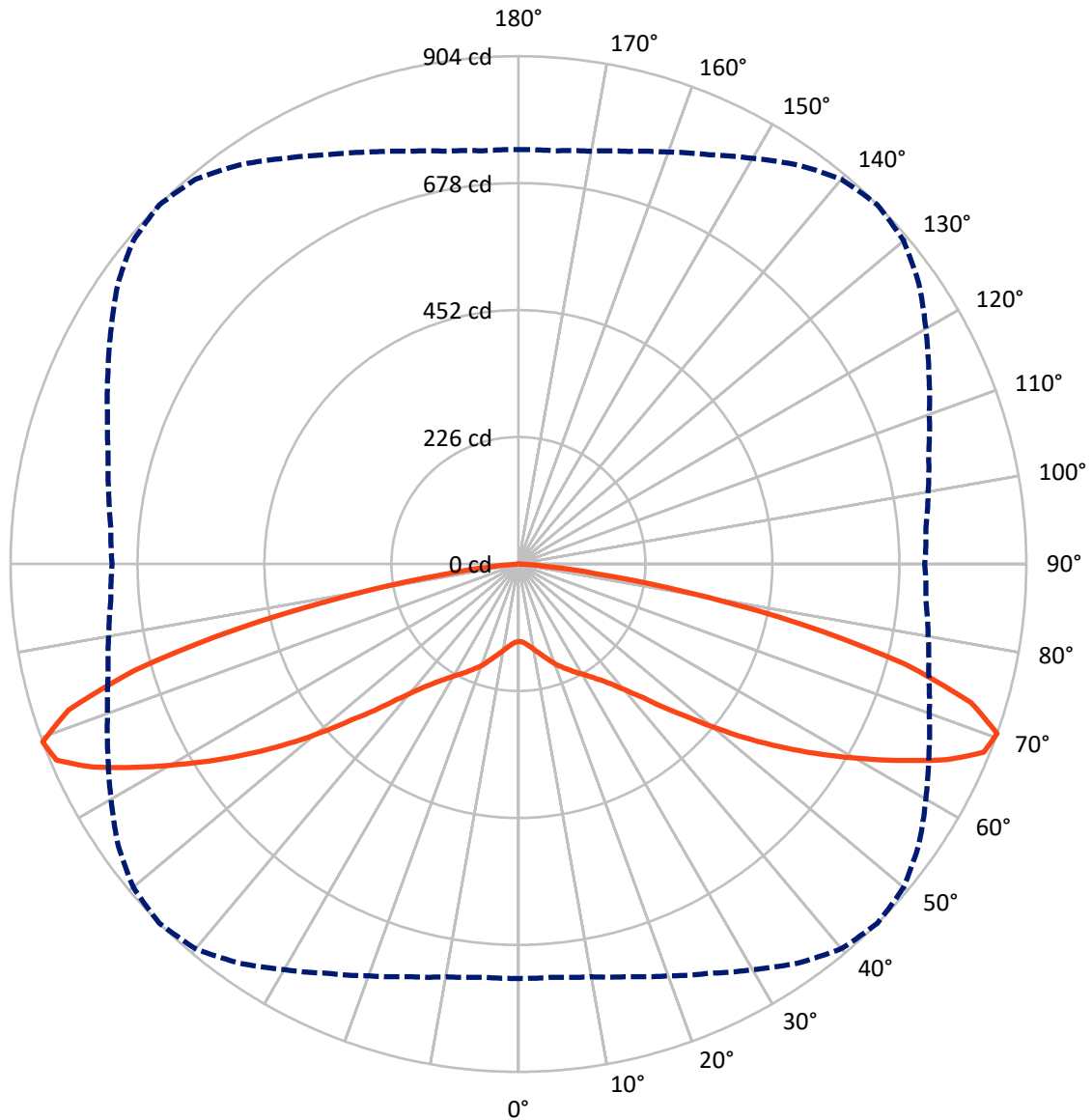
✕ Max cd  
 - - - 1/2 Max cd



Based on 10 foot mounting height. Maximum calculated value = 1.6 fc  
 Type V - Short - Semi-Cutoff

REPORT NUMBER: P140418  
CATALOG NUMBER: ECM-E01-LED-E1-5WQ-8030

### Luminous Intensity Polar Plot



— Vertical Plane Through 45-Deg Lateral    - - - Horizontal Cone Through 70-Deg Vertical

REPORT NUMBER: P140418

CATALOG NUMBER: ECM-E01-LED-E1-5WQ-8030

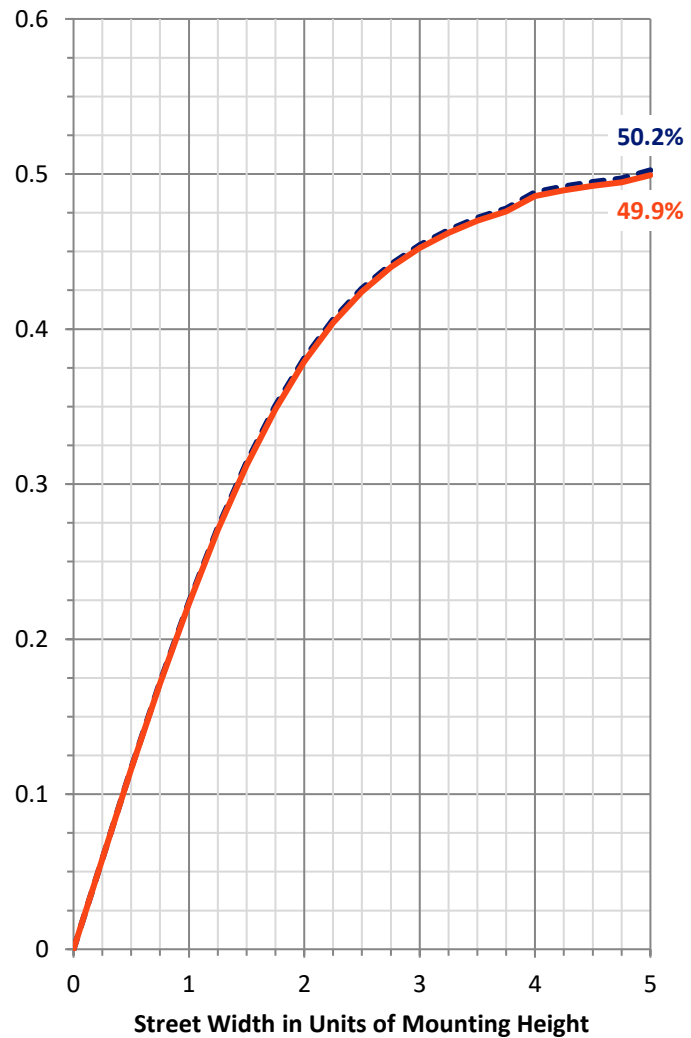
**FLUX DISTRIBUTION:**

		Downward	Upward	Total
<b>House Side</b>	Lumens	1260.6	0.0	1260.6
	% Fixture	50.0	0.0	50.0
<b>Street Side</b>	Lumens	1260.6	0.0	1260.6
	% Fixture	50.0	0.0	50.0
<b>Total</b>	Lumens	2521.3	0.0	2521.3
	% Fixture	100.0	0.0	100.0

**Coefficient of Utilization**

**ZONAL LUMENS:**

Zone	Lumens	% Fixture
0°-10°	14.0	0.6
10°-20°	48.8	1.9
20°-30°	95.9	3.8
30°-40°	158.7	6.3
40°-50°	277.9	11.0
50°-60°	495.6	19.7
60°-70°	765.1	30.3
70°-80°	605.6	24.0
80°-90°	59.6	2.4
90°-100°	0.0	0.0
100°-110°	0.0	0.0
110°-120°	0.0	0.0
120°-130°	0.0	0.0
130°-140°	0.0	0.0
140°-150°	0.0	0.0
150°-160°	0.0	0.0
160°-170°	0.0	0.0
170°-180°	0.0	0.0
0°-90°	2521.3	100.0
0°-180°	2521.3	100.0



--- HS    — SS

REPORT NUMBER: P140418

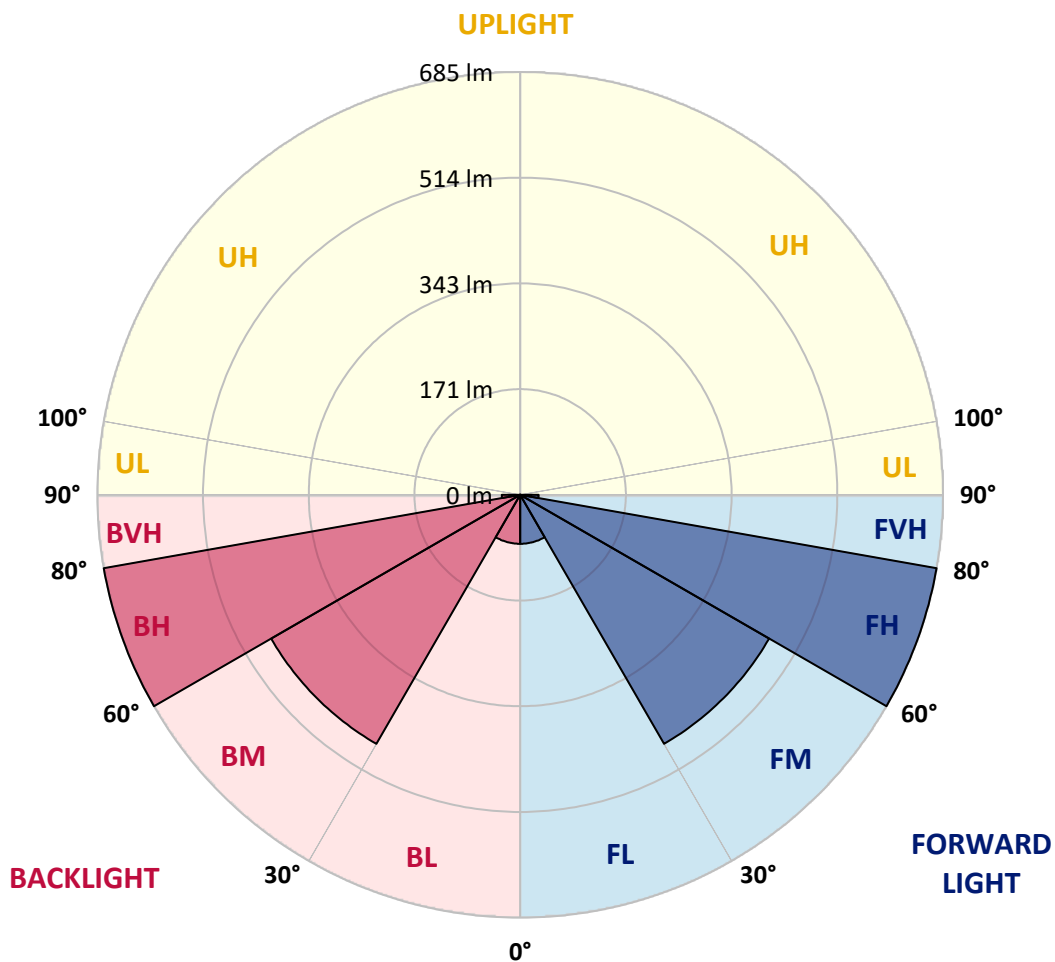
CATALOG NUMBER: ECM-E01-LED-E1-5WQ-8030

**LUMINAIRE CLASSIFICATION SYSTEM LUMEN TABLE AND BUG RATING:**

Zone	Lumens	% Fixture	Zone Rating/Lumen Limit		
			B	U	G
FL (0°-30°)	79.4	3.1			
FM (30°-60°)	466.1	18.5			
FH (60°-80°)	685.4	27.2			G1/1800
FVH (80°-90°)	29.8	1.2			G1/100
BL (0°-30°)	79.4	3.1	B0/110		
BM (30°-60°)	466.1	18.5	B1/1000		
BH (60°-80°)	685.4	27.2	B2/1000		G1/1800
BVH (80°-90°)	29.8	1.2			G1/100
UL (90°-100°)	0.0	0.0		U0/0	
UH (100°-180°)	0.0	0.0		U0/0	

**BUG Rating: B2-U0-G1**

Type V Short





REPORT NUMBER: P140418  
 CATALOG NUMBER: ECM-E01-LED-E1-5WQ-8030

**CANDELA DISTRIBUTION (FULL):**

	0°	5°	10°	15°	20°	25°	30°	35°	40°	45°	50°
0°	137.9	137.9	137.9	137.9	137.9	137.9	137.9	137.9	137.9	137.9	137.9
2.5°	139.5	139.5	139.3	139.3	139.3	139.3	139.0	139.0	139.3	139.0	139.0
5°	142.9	143.2	143.2	142.9	142.9	142.9	142.9	142.9	143.2	142.9	142.9
7.5°	148.0	148.3	148.3	148.0	148.0	148.0	148.0	148.0	148.3	148.3	147.7
10°	154.2	154.5	154.5	154.2	154.2	154.5	154.5	154.5	154.7	154.7	154.5
12.5°	161.5	161.8	162.0	161.8	162.0	162.0	162.3	162.6	162.6	162.6	162.0
15°	169.9	170.8	170.2	170.2	170.5	170.8	170.8	171.6	171.3	171.0	170.8
17.5°	179.8	179.5	179.5	179.8	180.1	179.8	180.1	180.9	180.6	180.3	180.1
20°	189.1	189.1	189.1	188.8	189.3	189.3	189.6	189.9	189.9	190.5	189.6
22.5°	198.1	198.1	197.8	197.8	198.3	198.3	198.9	199.5	199.5	199.5	198.9
25°	206.5	206.5	206.8	206.5	206.8	207.1	207.6	208.2	208.5	208.5	208.5
27.5°	214.1	214.9	214.7	214.9	215.5	216.1	216.6	217.5	218.0	218.3	217.5
30°	223.7	223.7	223.4	223.7	224.2	225.1	226.2	227.6	227.6	227.9	227.9
32.5°	233.8	234.1	233.5	234.1	234.9	236.0	237.2	238.3	238.8	240.0	239.7
35°	247.0	246.2	246.4	247.3	247.9	249.0	250.4	252.4	253.5	254.0	253.5
37.5°	262.2	261.9	262.5	262.5	264.5	265.6	268.1	269.8	270.6	272.0	271.5
40°	281.3	282.5	282.7	283.6	284.7	287.0	289.8	292.6	294.3	295.4	295.7
42.5°	307.2	307.8	306.7	309.7	312.8	314.2	317.6	321.6	324.1	324.9	325.2
45°	339.0	339.0	340.7	342.7	346.6	349.4	353.1	359.5	361.8	364.9	364.9
47.5°	377.0	378.1	378.1	382.6	385.7	391.3	398.4	403.7	408.5	407.1	411.9
50°	420.9	421.7	424.8	427.3	432.7	439.2	445.6	453.5	460.5	461.4	462.2
52.5°	466.7	467.9	470.4	476.3	482.8	490.1	501.9	508.6	515.4	519.1	518.5
55°	519.3	518.8	523.0	527.5	537.1	546.9	556.8	566.3	573.4	578.4	578.1
57.5°	574.5	576.4	581.2	586.9	595.0	603.7	615.6	625.1	636.7	639.7	635.2
60°	638.6	636.7	641.4	650.2	657.5	668.7	679.1	691.5	699.7	703.3	701.9
62.5°	704.2	702.5	706.1	717.4	726.1	734.3	748.6	762.1	768.9	770.3	767.8
65°	752.3	752.8	758.7	768.6	782.4	794.8	810.8	827.1	837.8	839.5	833.9
67.5°	763.5	764.7	772.8	785.5	802.6	823.2	847.1	871.3	889.6	893.5	885.3
70°	737.6	738.2	746.1	760.4	780.1	803.8	833.6	867.1	893.8	903.9	894.9
72.5°	684.5	686.7	693.2	705.3	720.8	744.1	772.8	802.6	829.1	842.0	842.0
75°	588.5	593.6	596.7	600.6	614.1	633.0	656.3	680.0	703.3	710.6	690.1
77.5°	420.0	411.6	413.6	435.5	432.4	453.8	479.7	496.5	517.4	514.3	484.7
80°	192.7	187.9	198.9	213.5	232.1	246.4	274.3	277.1	301.0	302.4	281.0
82.5°	38.5	40.5	48.4	59.6	74.3	90.3	104.9	117.3	133.6	136.7	126.9
85°	12.1	13.2	16.6	18.3	19.1	21.9	25.0	33.8	38.8	40.2	37.7
87.5°	2.5	3.9	6.5	7.3	7.6	7.3	7.3	7.0	5.6	4.5	5.3
90°	0.0	0.0	0.0	0.0	0.0	0.0	0.0	0.0	0.0	0.0	0.0



REPORT NUMBER: P140418  
 CATALOG NUMBER: ECM-E01-LED-E1-5WQ-8030

**CANDELA DISTRIBUTION (continued):**

	55°	60°	65°	70°	75°	80°	85°	90°
0°	137.9	137.9	137.9	137.9	137.9	137.9	137.9	137.9
2.5°	138.7	138.7	139.0	139.0	139.0	138.7	138.4	138.7
5°	142.6	142.6	142.6	142.6	142.1	142.1	141.8	141.8
7.5°	147.7	147.4	147.4	147.1	146.9	146.9	146.6	146.9
10°	154.5	153.9	153.6	153.3	153.0	153.0	152.8	152.5
12.5°	161.8	161.5	161.2	160.6	160.4	159.8	159.8	159.8
15°	170.2	169.9	169.6	168.8	168.8	168.0	168.2	168.2
17.5°	179.5	178.9	178.1	177.8	177.5	176.7	176.7	176.7
20°	189.1	187.9	187.4	186.8	186.8	186.0	185.7	185.7
22.5°	198.3	197.2	196.1	195.5	195.0	194.7	194.1	193.8
25°	207.6	206.5	205.4	204.5	203.4	202.8	202.3	202.3
27.5°	216.9	215.8	214.1	213.0	211.8	210.7	210.2	210.4
30°	226.5	225.3	223.7	222.3	220.8	219.7	219.2	218.9
32.5°	238.6	237.2	235.2	233.8	231.3	230.1	229.6	229.8
35°	252.6	250.7	249.3	247.0	245.0	243.6	242.8	242.8
37.5°	270.6	269.0	267.5	265.3	262.5	260.8	259.7	260.5
40°	294.0	292.6	289.8	286.4	284.1	282.7	281.6	281.9
42.5°	323.8	321.0	318.5	316.5	313.1	311.2	308.1	309.2
45°	361.5	358.4	355.9	352.8	349.7	345.8	344.6	342.4
47.5°	407.1	404.8	399.2	396.4	392.5	386.8	384.0	381.8
50°	457.4	453.2	449.3	442.3	437.7	431.3	428.7	427.9
52.5°	514.3	507.2	500.8	494.3	485.3	479.1	474.0	475.2
55°	570.5	562.4	553.1	546.1	539.0	531.4	526.1	523.0
57.5°	629.9	620.9	611.0	600.9	595.0	586.0	582.6	580.9
60°	690.9	682.8	672.9	663.7	655.5	645.1	639.5	637.2
62.5°	758.5	747.2	735.4	723.9	714.9	707.3	701.4	697.4
65°	820.6	805.2	793.1	778.4	768.6	757.6	750.3	748.9
67.5°	867.1	843.1	822.0	803.2	788.0	774.5	765.2	761.6
70°	870.2	837.2	806.0	778.2	755.9	740.5	728.1	723.3
72.5°	809.9	769.2	727.0	699.7	676.0	654.7	645.9	644.0
75°	658.9	624.8	589.7	558.7	542.4	531.7	524.4	513.7
77.5°	457.7	426.5	407.6	373.0	366.9	358.1	350.8	343.8
80°	256.3	229.0	207.9	186.2	173.0	165.7	158.1	153.9
82.5°	115.1	94.5	75.1	58.2	48.1	38.0	28.4	30.1
85°	28.7	24.2	18.6	15.5	14.1	12.9	10.4	9.3
87.5°	5.3	5.1	4.5	4.5	4.8	3.9	2.3	2.0
90°	0.0	0.0	0.0	0.0	0.0	0.0	0.0	0.0

(END OF REPORT)